

# 10-Year Summary of Consolidated Financial Data

## Japanese GAAP

		FYE June 2015	FYE June 2016	FYE June 2017	FYE June 2018	FYE June 2019
Profit and Loss Statement						
Orders		87,573	104,019	117,442	104,350	118,085
Net sales		81,839	81,865	101,338	106,023	108,589
Cost of sales		60,054	59,505	70,400	73,664	75,627
Gross profit		21,785	22,359	30,937	32,359	32,962
Selling, general and administrative expenses		17,283	17,636	25,472	25,797	27,851
Operating profit		4,502	4,723	5,464	6,561	5,110
Non-operating profit (loss)		975	(357)	493	159	473
Ordinary income		5,477	4,365	5,958	6,721	5,584
Extraordinary income/loss		2,086	(333)	(764)	443	—
Income taxes		3,266	2,178	1,870	2,556	2,180
Profit attributable to owners of parent		4,261	1,823	3,288	4,555	3,318
Consolidated Balance Sheet (end of period)						
Total assets		84,110	100,989	113,865	113,890	113,175
Current assets		44,820	46,153	54,798	54,263	52,446
Cash and deposits		12,148	11,174	19,593	16,392	13,147
Non-current assets		39,289	54,836	59,067	59,626	60,728
Property, plant and equipment		24,525	24,561	24,535	27,624	29,882
Intangible assets		570	16,620	13,900	12,964	13,501
Goodwill		—	10,312	8,685	8,185	8,193
Investments and other assets		14,193	13,654	20,630	19,037	17,345
Investment securities		9,861	8,285	10,491	9,176	7,228
Total liabilities		31,128	49,529	58,991	54,440	52,969
Current liabilities		24,466	43,107	30,341	28,441	28,082
Short-term loans payable		—	16,000	—	—	—
Non-current liabilities		6,662	6,421	28,650	25,999	24,886
Long-term loans payable		1,526	1,260	21,413	18,934	17,639
Total net assets		52,981	51,460	54,874	59,449	60,205
Consolidated Statement of Cash Flows						
Cash flows from operating activities		881	379	6,376	(602)	3,109
Cash flows from investing activities		2,702	(17,705)	(4,172)	977	(3,504)
Cash flows from financing activities		(745)	15,199	4,846	(3,062)	(1,936)
Effect of exchange rate change on cash and cash equivalents		103	(146)	(124)	(22)	(309)
Net increase (decrease) in cash and cash equivalents		2,942	(2,272)	6,925	(2,709)	(2,641)
Cash and cash equivalents at beginning of period		8,465	11,673	9,400	17,083	15,233
Cash and cash equivalents at end of period		11,673	9,400	17,083	15,233	12,663
Segment information						
Orders	Domestic Consulting Business	45,057	44,109	48,265	48,529	52,855
	International Consulting Business	28,889	25,936	41,573	26,716	28,482
	Power Engineering Business	13,595	14,716	14,087	15,943	15,411
	Urban & Spatial Development Business	—	16,251	13,460	12,855	20,510
	Energy Business	—	—	—	179	723
	Other	30	64	55	126	100
Net sales	Domestic Consulting Business	41,845	40,778	43,516	46,595	49,593
	International Consulting Business	20,174	22,070	24,491	28,889	24,928
	Power Engineering Business	17,857	17,522	17,577	15,762	16,531
	Urban & Spatial Development Business	—	—	14,347	13,040	15,359
	Energy Business	—	—	—	354	719
	Real Estate Leasing Business	821	514	473	440	439
Operating profit	Other	1,141	979	931	940	1,016
	Domestic Consulting Business	2,723	2,956	3,298	4,279	4,990
	International Consulting Business	285	1,156	1,887	2,649	841
	Power Engineering Business	2,834	3,048	2,683	1,873	2,089
	Urban & Spatial Development Business	—	—	81	173	151
	Energy Business	—	—	—	(18)	(365)
Other	Real Estate Leasing Business	584	386	401	403	409
	Other	(1,925)	(2,824)	(2,886)	(2,799)	(3,006)

\* Orders for the 4th quarter of the fiscal year ended June 30, 2016 include BDP's outstanding orders (16,251 billion yen) as of April 1, 2016.

\* Effective from the fiscal year ended June 30, 2017, the basis for calculating orders received was changed to a method that excludes differences due to foreign currency calculation.

\* Due to the change in BDP's fiscal year end for the fiscal year ended June 30, 2017, BDP's results for the 15-month period from April 2016 to June 2017 have been consolidated.

\* In the fiscal year ended June 2018, the Group changed its basis for recording sales from the completed-contract method to the percentage-of-completion method.

\* For the fiscal year ended June 30, 2020, the correction dated December 14, 2020 has already been reflected.

\* International Financial Reporting Standards (IFRS) have been applied from the end of the fiscal year ended June 30, 2021.

\* The Company has been conducting business in three business segments since FYE June 2022. For the Consulting Business, we combined our domestic and overseas consulting businesses and combined our former Power Engineering and Energy businesses to form our current Energy Business. Since Real Estate Leasing Business is no longer a company business segment, it has been included in "Other."

IFRS

(Millions of yen)

	FYE June 2020	FYE June 2021	FYE June 2022	FYE June 2023	FYE June 2024	
Orders	144,871	133,304	131,166	139,265	161,357	
Revenue	108,441	117,859	130,674	141,527	158,983	
Cost of sales	(75,202)	(80,124)	(89,975)	(99,181)	(108,567)	
Gross profit	33,238	37,735	40,699	42,346	50,415	
Selling, general and administrative expenses	(28,436)	(29,173)	(31,610)	(34,611)	(38,644)	
Operating profit	5,245	7,128	9,065	6,080	14,124	
Financial profit (loss)	(216)	48	1,734	293	1,139	
Profit before tax	5,029	7,176	10,800	6,373	15,264	
Profit attributable to owners of parent	3,099	4,531	6,579	3,093	9,677	
Total assets	147,408	156,137	173,926	195,391	206,386	
Current assets	62,027	68,570	83,535	99,147	101,965	
Cash and cash equivalents	15,472	17,838	17,971	31,679	25,242	
Non-current assets	85,380	87,566	90,390	96,244	104,420	
Property, plant and equipment	42,039	40,832	41,403	52,718	54,759	
Intangible assets	5,480	6,502	7,025	7,544	7,830	
Goodwill	7,964	9,182	10,207	7,327	7,475	
Other financial assets	6,721	7,434	6,423	5,106	7,835	
Investments accounted for by the equity method	1,974	2,077	2,434	1,830	2,209	
Total liabilities	81,687	83,843	91,956	111,607	112,288	
Current liabilities	49,963	48,889	55,840	77,955	72,892	
Loans payable	15,778	8,320	13,148	28,716	23,723	
Non-current liabilities	31,723	34,953	36,116	33,652	39,396	
Loans payable	14,923	18,712	19,288	17,385	19,588	
Total equity	65,721	72,294	81,969	83,784	94,097	
Cash flows from operating activities	4,365	12,073	4,820	8,345	7,792	
Cash flows from investing activities	(7,129)	(2,750)	(6,949)	(2,859)	(5,064)	
Cash flows from financing activities	4,529	(7,928)	1,892	8,298	(8,832)	
Effect of exchange rate change on cash and cash Equivalents	465	970	369	(77)	(331)	
Net increase (decrease) in cash and cash equivalents	1,765	1,395	(235)	13,784	(6,104)	
Cash and cash equivalents at beginning of period	12,663	15,472	17,838	17,971	31,679	
Cash and cash equivalents at end of period	15,472	17,838	17,971	31,679	25,242	
Orders	Consulting Business	106,931	97,769	84,717	77,414	86,568
	Urban & Spatial Development Business	17,874	21,457	31,981	42,566	49,874
	Energy Business	19,986	13,991	14,343	18,827	24,446
	Other	79	86	125	457	467
Revenue	Consulting Business	72,594	80,098	75,000	81,519	85,488
	Urban & Spatial Development Business	18,142	20,274	36,091	38,071	44,460
	Energy Business	16,452	16,621	18,799	20,855	27,925
	Other	1,251	865	783	1,080	1,109
Operating profit	Consulting Business	5,457	6,126	7,971	6,501	10,647
	Urban & Spatial Development Business	1,759	2,266	2,599	(946)	1,968
	Energy Business	640	814	1,290	2,974	2,470
	Other	(2,611)	(2,079)	(2,794)	(2,449)	(961)

\* Consulting Business figures for the fiscal year ended June 30, 2020 are simple totals for the Domestic Consulting/International Consulting businesses before elimination of internal transactions.

\* Energy Business figures for the year ended June 30, 2020 are simple totals of the Power Engineering Business and Energy Businesses before elimination of internal transactions.

\* PT. Cikaengan Tirta Energi was reclassified from an Energy Business segment company to a Consulting Business segment company, and Aichi Tamano Information System Co., Ltd. was reclassified from a Consulting Business segment company to listed under the "Other" segment in the fiscal year ended June 30, 2022. The figures for the fiscal year ended June 30, 2021 are also prepared based on the new reportable segments.

\* Nippon Koei Urban Space (formed from the merging of the former Tamano Consultants Co., Ltd. and Nippon Koei's Urban Space Business), its subsidiary Tamano Ecost Co., Ltd., and its consolidated subsidiary Nakaze Kamp Co., Ltd. changed their business segment classification from "Consulting Business" to "Urban & Spatial Development Business" in the fiscal year ended June 30, 2023. Therefore, segment information the fiscal year ended June 30, 2022 is also prepared based on the new reportable segment classification.

# Non-Financial Data

## Environment

		FYE June 2023	FYE June 2024	Remarks
Total Energy Consumption	Total (GJ)	53,960	58,171	Consumption by main group companies
Water consumption from all sources	Total (m <sup>3</sup> )	17,183	54,182	The figures for FY2023/06 are the combined consumption of BDP bases/offices, Nippon Koei building and Kojimachi Mid-Square building. The figures for FY2024/06 are the total amount for bases/offices under the umbrella of main group companies for which consumption was identified (the total amount has increased due to an increase in the number of bases/offices included in the calculation compared to FY2023/06).
Total CO <sub>2</sub>	t-CO <sub>2</sub> (Market-based emissions)	5,498	3,422	Equivalent to Scope 1 + Scope 2 emissions of main group companies
Waste Discharge	Total (t)	697	937	The figures for FY2023/06 are the combined figures for Nippon Koei Building and BDP bases/offices. The figures for FY2024/06 are for bases/offices under the umbrella of main group companies where data were available (the total amount has increased due to an increase in the number of bases/offices included in the calculation compared to FY2023/06).

## Society

Number of Employees	As of the end of June 2024		
	Men	Women	Total
ID&E Holdings	15	1	16
Consulting segment	2,377	827	3,204
Nippon Koei Co., Ltd.	1,605	384	1,989
Other Group companies	772	443	1,215
Urban & Spatial Development segment	1,421	819	2,240
Nippon Koei Urban Space Co., Ltd.	682	185	867
BDP Holdings Limited	726	625	1,351
Other Group companies	13	9	22
Energy segment	662	74	736
Nippon Koei Energy Solutions Co., Ltd.	561	63	624
Other Group companies	101	11	112
Business Management segment	171	273	444
Nippon Koei Business Partners Co., Ltd.	100	94	194
Other Group companies	71	179	250
Nippon Koei Health Insurance	1	1	2
Total	4,647	1,995	6,642

\* The number of employees does not include Directors, project employees, and part-time employees.

For details of non-financial data, please see our sustainability report.

[Web https://www.id-and-e-hd.co.jp/english/sustainability/sustainability-management/report/](https://www.id-and-e-hd.co.jp/english/sustainability/sustainability-management/report/)

# External Recognitions and IR Activities

## Participation in major initiatives and external recognitions

### Signatory of the UN Global Compact —



ID&E announced its support for the United Nations Global Compact (UNGC) in June 2019. ID&E Holdings will carry on this UNGC signature and promote support for UNGC throughout the Group.

### TCFD (Task Force on Climate-related Financial Disclosures)

We recognize that addressing climate change is one of the most important sustainability issues. In 2023 we declared our support for the TCFD and have been disclosing information in line with its recommendations. Going forward, we will continue to promote disclosure that meets various climate change-related requirements, with a focus on information disclosure based on the TCFD recommendations.

### Certified Health & Productivity Management Outstanding Organization



The "Certified Health & Productivity Management Outstanding Organizations" recognition program, certified by the Japan Health Council, aims to "visualize"

large and small corporations that practice outstanding health management. It allows them to receive social recognition from employees, job seekers, related companies, and financial institutions. Our Group has been certified as a "Certified Health & Productivity Management Outstanding Organization (Large Enterprise Category)" for six consecutive years.

**Scope of Certification:** ID&E, Nippon Koei Co., Ltd.; Nippon Koei Energy Solutions Co., Ltd.; Nippon Koei Business Partners Co., Ltd.

### Platinum Kurumin



ID&E acquired the Kurumin and Platinum Kurumin Certification from the Ministry of Health, Labour and Welfare as a company with a high-standard of support for child raising in accordance with the Act on

Advancement of Measures to Support Raising Next-Generation Children. The Kurumin Certification is awarded to the companies that outlined an action plan according to the Act on Advancement of Measures to Support Raising Next-Generation Children and achieved the target. Platinum Kurumin is the special certification awarded to Kurumin-certified companies who go even further to fulfill a certain set of requirements for initiatives supporting an even higher level of work-life balance.

**Scope of Certification:** Nippon Koei Co., Ltd.; Nippon Koei Urban Space Co., Ltd.; Nippon Koei Energy Solutions Co., Ltd.; Nippon Koei Business Partners Co., Ltd.

### Sports Yell Company



The Japan Sports Agency recognizes companies that actively promote sports activities to promote the health of employees as "Sports Yell Company" with the aim of promoting the implementation of sports for the "working generation" and fostering social momentum

for sports. The Company provides and recommends sports opportunities to employees in various situations, such as conducting and raising awareness of original gymnastics (NK Taiso), supporting club activities, and holding other events.

**Scope of Certification:** Integrated Design & Engineering Holdings Co., Ltd., Nippon Koei Co., Ltd., Nippon Koei Urban Space Co., Ltd., Nippon Koei Energy Solutions Co., Ltd., Nippon Koei Business Partners Co., Ltd.

### NIKKEI Smart Work Management Survey



ID&E received a 4-star rating in the 7th NIKKEI Smart Work Management Survey, which selects advanced companies revolutionizing

productivity through work style reforms.

The survey, conducted by Nihon Keizai Shimbun since 2017, targets listed companies and well-known unlisted companies across the country. "Smart work management" is defined as initiatives to maximize organizational performance through three elements: enabling diverse and flexible work styles, systems for creating new businesses, and the ability to expand markets. The evaluation is conducted on a 5-star scale.

**Certified companies:** ID&E Group companies

## Results of IR activities and disclosure

	FYE 2023/6	FYE 2024/6
Individual meetings with institutional investors	61	47
Financial results presentation	<ul style="list-style-type: none"> <li>Financial results presentation for 1H FYE June 2023 (February 21, 2023)</li> <li>Financial results presentation for FYE June 2023 (September 5, 2023)</li> </ul>	<ul style="list-style-type: none"> <li>Financial results presentation for 1H FYE June 2024 (March 5, 2024)</li> <li>Financial results and Medium-Term Management Plan presentation for FYE June 2024 (September 6, 2024)</li> </ul>
Briefings for individual shareholders	<ul style="list-style-type: none"> <li>au Kabucom Securities online briefing for individual investors (May 22, 2023)</li> <li>NIKKEI IR Fair (September 1 and 2, 2023)</li> </ul>	<ul style="list-style-type: none"> <li>Nikko Investor Relations online briefing for individual investors (April 20, 2024)</li> <li>NIKKEI IR Fair (August 23 and 24, 2024)</li> </ul>



Financial results and Medium-Term Management Plan presentation for FYE June 2024 in progress



The ID&E booth at NIKKEI IR Fair 2024

# Corporate Data (as of June 30, 2024)

## Corporate data

Corporate name	Integrated Design & Engineering Holdings Co., Ltd.
Head office	5-4 Kojimachi, Chiyoda-ku, Tokyo 102-8539, Japan
Phone	(Main line) +81-3-3238-8030
Representative	Representative Executive President Hiroaki Shinya
Established	July 3, 2023
Share capital	7,522 million yen
Business areas	Management of the business activities of the Group companies under its control and ancillary/related operations



<https://www.id-and-e-hd.co.jp/english/>

### ▼ Main Group companies



#### Nippon Koei Co., Ltd.

5-4 Kojimachi, Chiyoda-ku, Tokyo 102-8539, Japan  
TEL: +81-3-3238-8030  
<https://www.n-koei.co.jp/consulting/english/>



#### Nippon Koei Urban Space Co., Ltd.

2-17-14, Higashisakura, Higashi-ku, Nagoya 461-0005, Japan  
TEL: +81-52-979-9111  
<https://www.n-koei.co.jp/urbanspace/english/>



#### BDP Holdings Limited

11 Ducie Street Piccadilly Basin Manchester M1 2JB United Kingdom  
<https://www.bdp.com/>



#### Nippon Koei Energy Solutions Co., Ltd.

5-4 Kojimachi, Chiyoda-ku, Tokyo 102-8539, Japan  
TEL: +81-3-3238-8030  
<https://www.n-koei.co.jp/energy/english/>



#### Nippon Koei Business Partners Co., Ltd.

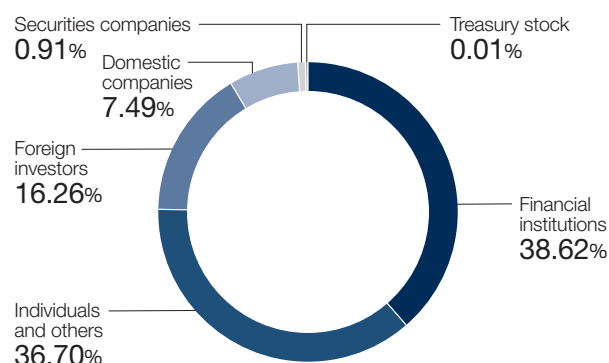
5-4 Kojimachi, Chiyoda-ku, Tokyo 102-8539, Japan  
TEL: +81-3-3238-8030  
<https://www.n-koei.co.jp/businesspartners/english/>



## Stock information

Number of shares authorized	38,000,000
Number of shares issued	15,079,625
Number of shareholders	7,836
Fiscal year-end	June 30
Stock listing	Tokyo Stock Exchange (Prime Market)
Securities code	9161
Transfer agent	Mizuho Trust & Banking Co., Ltd.

### ▼ Shareholder distribution

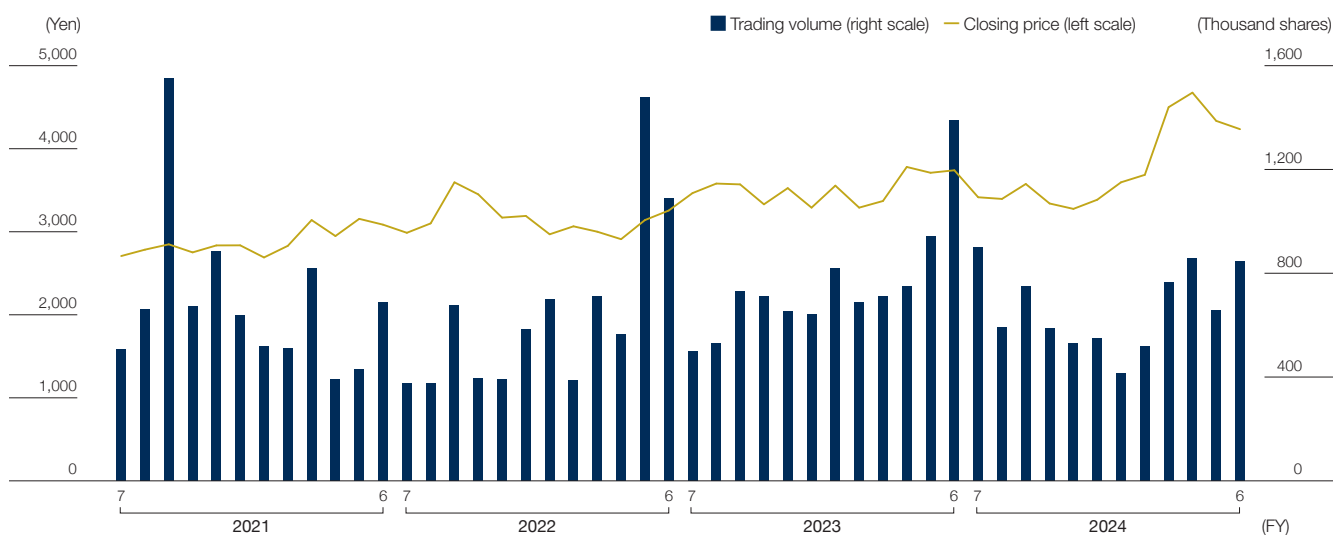


▼ Chief shareholders (Top 10 by Shares Owned)

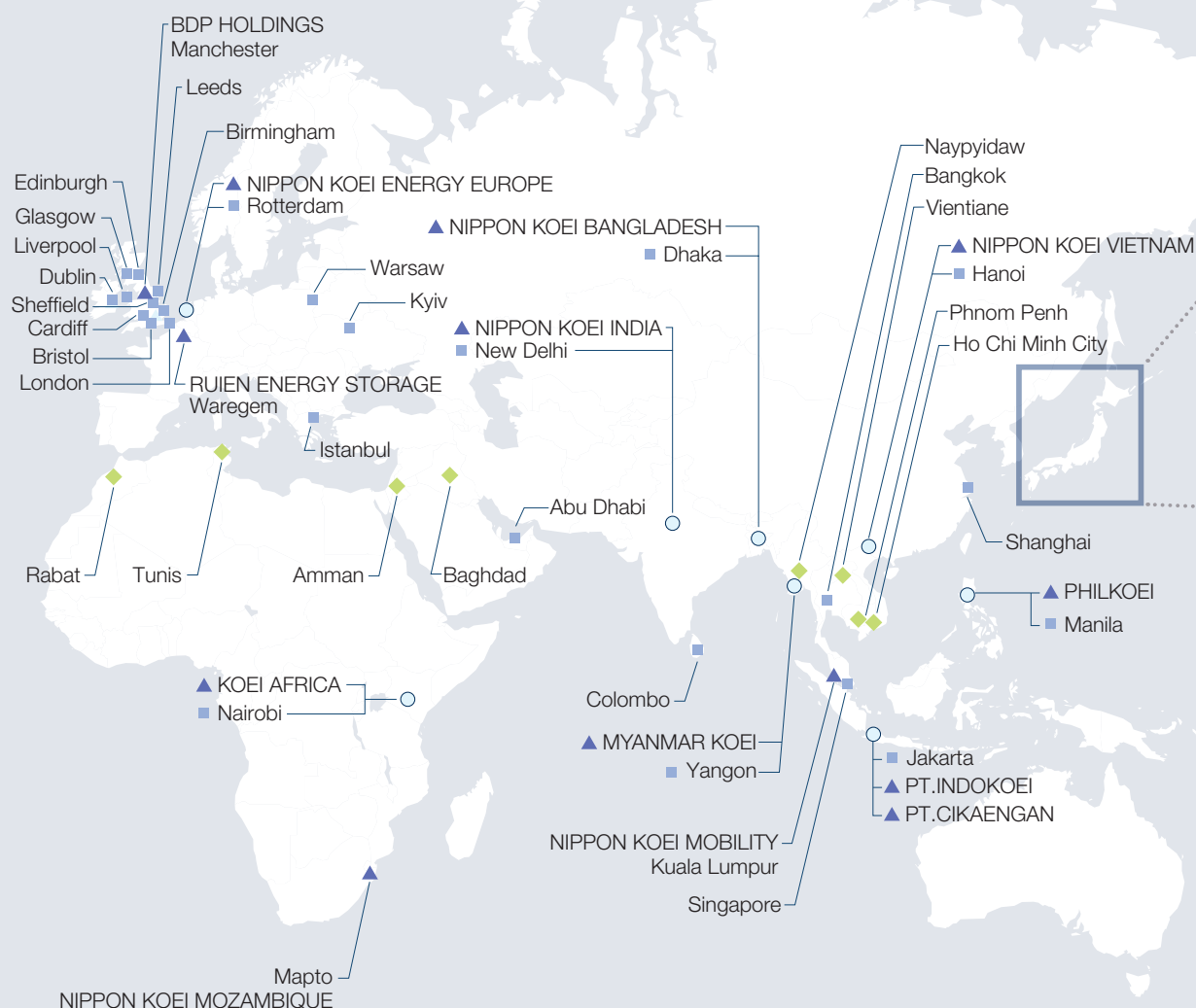
Chief shareholders (Top 10 by Shares Owned)		Shares owned (Thousand shares)	Percentage of total shares owned (%)*
1	The Master Trust Bank of Japan, Ltd. (Trust Account)	1,918	12.72
2	The ID&E Holdings Group Employee Shareholding Association	1,155	7.67
3	Custody Bank of Japan, Ltd. (Trust Account)	944	6.27
4	MUFG Bank, Ltd.	739	4.91
5	Meiji Yasuda Life Insurance Company	564	3.75
6	Mizuho Bank, Ltd.	382	2.53
7	Custody Bank of Japan, Ltd. (Pension Trust Account)	330	2.19
8	RE FUND 107-CLIENT AC	317	2.11
9	GOVERNMENT OF NORWAY	304	2.02
10	DFA INTL SMALL CAP VALUE PORTFOLIO	276	1.83

\* Shown in the same manner as in the quarterly and annual securities report (rounded to two decimal places).

▼ Stock price



# Network (as of December 31, 2024)



## Main Group Companies (consolidated subsidiaries)

### Consulting Business

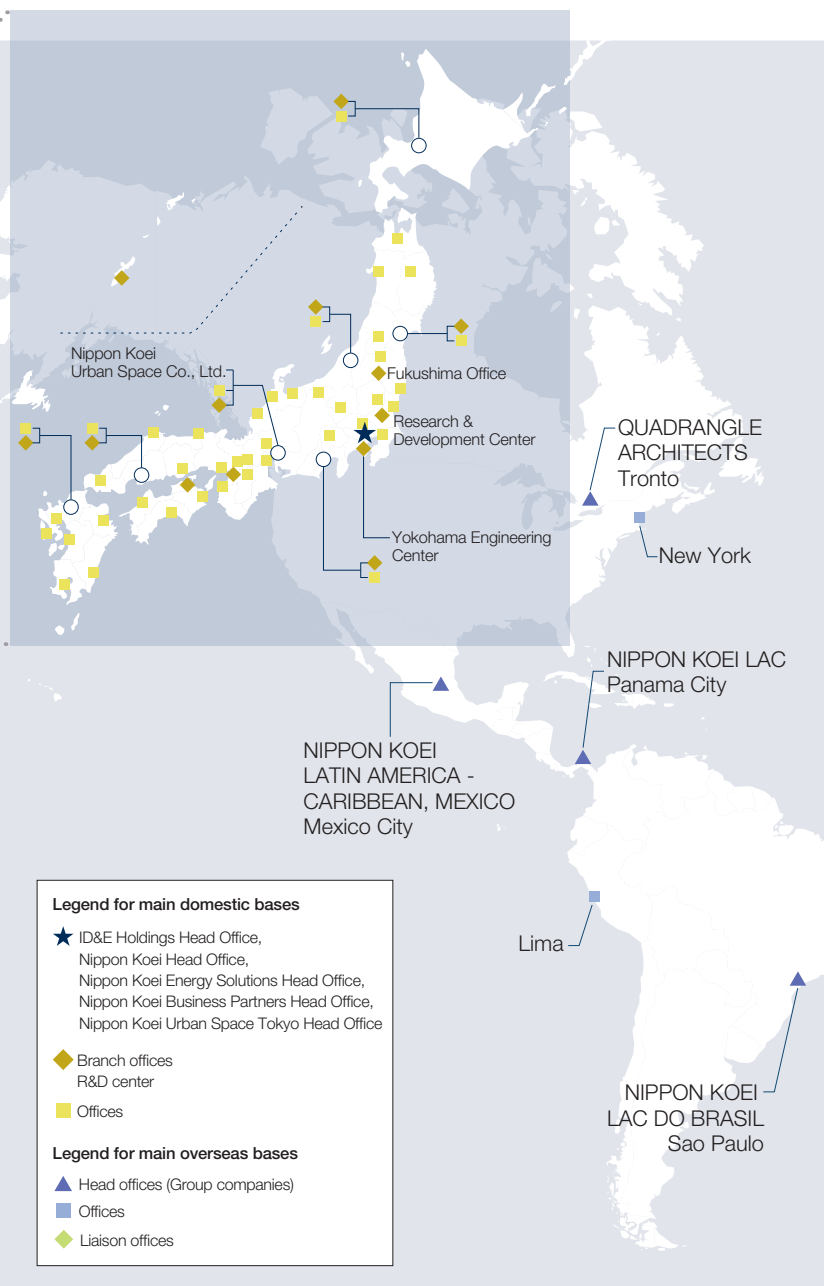
- Nippon Koei Co., Ltd.
- Nippon Civic Consulting Engineers Co., Ltd.
- Geoplan Namtech Inc.
- Koei Research & Consulting Inc.
- Nippon Koei Latin America-Caribbean Co., Ltd.
- NIPPON KOEI LAC, INC.
- NIPPON KOEI LATIN AMERICA - CARIBBEAN, MEXICO S. DE R.L. DE C.V.
- NIPPON KOEI MOZAMBIQUE, LTDA.
- NIPPON KOEI LAC DO BRASIL LTDA.
- NIPPON KOEI INDIA PVT. LTD.
- PHILKOEI INTERNATIONAL, INC.
- KOEI AFRICA COMPANY LIMITED
- NIPPON KOEI MOBILITY SDN. BHD.
- NIPPON KOEI BANGLADESH LTD.
- NIPPON KOEI VIETNAM INTERNATIONAL CO., LTD.
- PT. INDOKOEI INTERNATIONAL
- MYANMAR KOEI INTERNATIONAL LTD.
- PT. CIKAENGAN TIRTA ENERGI

### Urban & Spatial Development Business

- Nippon Koei Urban Space Co., Ltd.
- Tamano Ecost Co., Ltd.
- Kisho Kurokawa Architect & Associates Co., Ltd.
- Nakaze Kamp Co., Ltd.
- BDP HOLDINGS LIMITED
- BUILDING DESIGN PARTNERSHIP LIMITED
- QUADRANGLE ARCHITECTS LIMITED



## Main domestic bases



This map indicates the locations of main group companies (Nippon Koei, Nippon Koei Urban Space, BDP, Nippon Koei Energy Solutions, and Nippon Koei Business Partners).

## History

<b>1946</b>	Nippon Koei established in Chiyoda-ku, Tokyo
<b>1954</b>	Received order for planning of Baluchaung Hydropower Plant in Burma (Company's first overseas project)
<b>1958</b>	Acquired Nikki Manufacturing Co., Ltd. (name changed to Nikki Corporation in July 1982, currently a consolidated subsidiary)
<b>1963</b>	Shares listed in the Second Section of the Tokyo Stock Exchange
<b>1978</b>	New head office building completed in Kojimachi, Tokyo; relocated head office; listing moved to the First Section of the Tokyo Stock Exchange
<b>1986</b>	Koei System Inc. established (currently a consolidated subsidiary)
<b>1989</b>	Philkoei International, Inc. established in the Philippines (currently a consolidated subsidiary)
<b>1992</b>	PT. Indokoei International established in Indonesia (currently a consolidated subsidiary) Ei Koei Co., Ltd. established (currently a consolidated subsidiary)
<b>1995</b>	KRI International Corp. established
<b>2003</b>	Nippon Koei Latin America-Caribbean Co., Ltd. established (currently a consolidated subsidiary) Nippon Civic Consulting Engineers Co., Ltd. becomes a subsidiary (currently a consolidated subsidiary)
<b>2005</b>	Tamano Consultants Co., Ltd. becomes a subsidiary (name changed to Nippon Koei Urban Space in July 2022 (currently a consolidated subsidiary))
<b>2007</b>	Nippon Koei LAC do Brasil Ltda. established in Brazil (currently a consolidated subsidiary)
<b>2008</b>	Nippon Koei India Pvt. Ltd. established in India (currently a consolidated subsidiary)
<b>2010</b>	NKLAC, Inc. established in Panama (name changed to Nippon Koei LAC, Inc. in September 2011 (currently a consolidated subsidiary))
<b>2012</b>	Nippon Koei Vietnam International Co., Ltd. established in Vietnam (currently a consolidated subsidiary)
<b>2013</b>	Myanmar Koei International Ltd. established in Myanmar (currently a consolidated subsidiary)
<b>2015</b>	KOEI Energy Co., Ltd. established (currently a consolidated subsidiary)
<b>2016</b>	UK-based architectural design company BDP Holdings Limited becomes a subsidiary (currently a consolidated subsidiary)
<b>2017</b>	Koei Research & Consulting Inc. established (Koei Research Institute International Corp. and System Science Consultants Co., Ltd. merged (currently a consolidated subsidiary))
<b>2018</b>	Nippon Koei Bangladesh Ltd. established in Bangladesh
<b>2019</b>	Canada architectural design company Quadrangle Architects Limited becomes a subsidiary (currently a consolidated subsidiary)
<b>2020</b>	New head office building completed in Kojimachi, Tokyo (reconstruction)
<b>2021</b>	75th Anniversary Project Implemented
<b>2022</b>	Nippon Koei Urban Space Co., Ltd. Launched
<b>2023</b>	Established Integrated Design & Engineering Holdings Co., Ltd. and transitioned to a holding company structure

## Energy Business

- Nippon Koei Energy Solutions Co., Ltd.
- Koei System Inc.
- Koei Energy Co., Ltd.
- NIPPON KOEI ENERGY EUROPE B.V.
- RUIEN ENERGY STORAGE NV

## Other

- Nippon Koei Business Partners Co., Ltd.
- Nikki Corporation
- Aichi Tamano Information System Co., Ltd.
- Ei Koei Co., Ltd.



## **Integrated Design & Engineering Holdings CO.,LTD.**

5-4 Kojimachi, Chiyoda-ku, Tokyo 102-8539, Japan  
<https://www.id-and-e-hd.co.jp/english/>